

GENOVATION

Computer Input Devices

NumLock Issues on Laptop Computers

Who does it affect?

Laptop users that input data using an external PS/2 or USB numeric keypad. This issue affects some laptops and some keypads (regardless of brand). This is not a Genovation issue, it has arisen because some laptops have keys with both alphabetic and numeric functions combined, only one of which works at a time.

This issue does not affect desktop computers since they utilize a full keyboard. This issue does not affect serial or virtual serial keypads.


What is the issue?

If the laptop is in NumLock ON mode, the user cannot type alphabetic characters without first turning NumLock OFF. That means to switch between typing alphabetic characters and number-crunching, the user has to manually toggle NumLock. This can be very frustrating.

What is Genovation doing about it?

For many years Genovation has provided a utility program that solves this issue for many users. The utility is called **NumLock Commander** and it is available on our website as well as many others. **NumLock Commander** creates a small icon in the PC system tray (bottom right of desktop) that monitors and modifies the NumLock status automatically. **NumLock Commander** is free and it works with many laptops and keypads, regardless of manufacturer. It is not 100% successful in all cases.

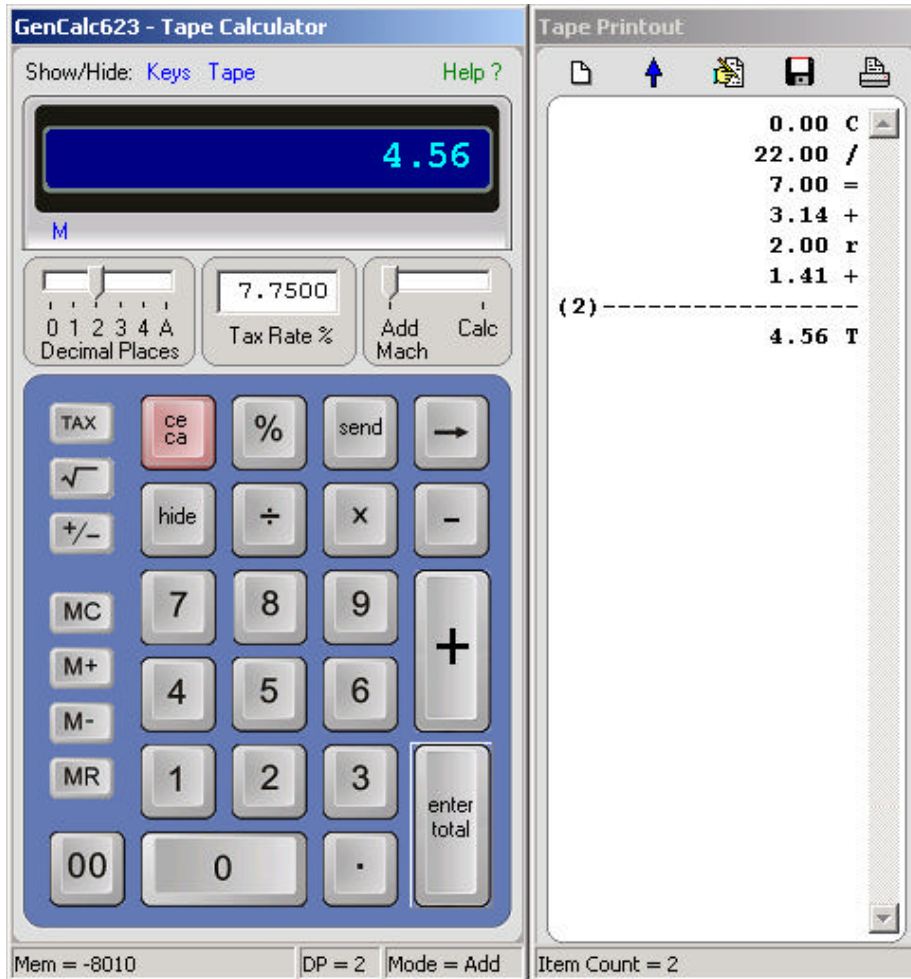
Now, starting with our MicroPad 630 (v5.0) and MicroPad 631 (v3.0) we solve this problem in hardware with NumLock-Proof Technology. These keypads have a mode switch that selects between classic numeric keypad mode and an alternate mode. The 630 alternate mode uses the top row alphanumeric number keys (above QWERTY). The 631 alternate mode actively toggles the NumLock state automatically at a very fast rate to allow the user to seamlessly type numbers on their external numeric keypad and letters on their built-in laptop keyboard.



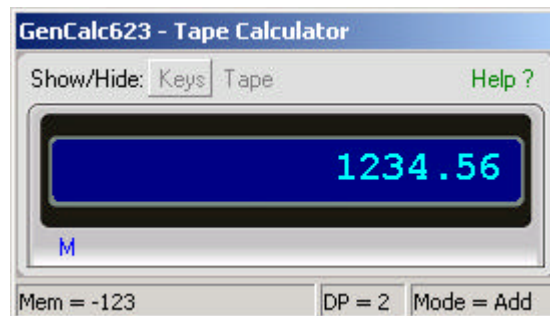
What about GenCalc?

GenCalc is an adding machine/tape calculator software package that works with the Micropad 623 keypad. This software was released in the late 1990's (for Win 95/98/ME/NT) and has been very popular the world over for professional number crunching. We have now released a preliminary version of GenCalc623 that is designed to work with newer operating systems (Win 2k/XP/Vista). This software is similar to the old GenCalc, but with a fresh new approach. Here are some screen shots:

Fully expanded:



Compact mode:



You can test this software today by downloading it from our website at:

<http://www.genovation.com/623.htm#gencalc>

If you don't have a 623 you can still use the GenCalc623 application either by clicking on the onscreen keys or using any PC keyboard. Refer to the table below. For the best user experience you should use one of our 623 keypads.

PC Key	Operation
0 through 9	0 through 9
Letter capital O	00
.	.
~	+/-
Backspace	backspace
+	+
-	-
*	x
/	divide
Enter	enter/total
=	enter/total
r	square root
%	percentage
t	tax
m	MC
n	M+
o	M-
p	MR
c	ce/ca
h	Hide

Send must be performed on the hardware keypad or by clicking on the send key of the on-screen keypad.